


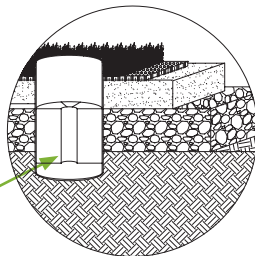
**EZ-Putt-2**  
With 5mm pad

**PRODUCT CODE:**


DPPE w/ Pad  
15ft Width



Property	Value	Units	Description	ASTM
Pile Yarn Type			UV-Resistant Polyethylene	N/A
Yarn Structure	Golf Green		Texturized PE	N/A
Yarn Denier	5600	Denier	Texturized 6 Ends Mono	D1577
Pile Height	.56	Inches		D5823
Pile Weight	36	OZ/YD <sup>2</sup>		D5848
Primary Backing Weight	>7	OZ/YD <sup>2</sup>	Dual Layer Woven Polypropylene	D5848
Secondary Backing + Pad	74	OZ/YD <sup>2</sup>	5mm Urethane Foam, Woven Scrim	D5848
Total Weight	117	OZ/YD <sup>2</sup>		D5848
Stitch Gauge	3/16 Inch Centers			D5793
Tuft Bind	>8	LBS/Force		D1335
Total Infill	2 to 3 Per Square Foot	LBS		N/A



**Edge Detail:**  
Greens Cup  
(Sold separately by EasyTurf)



**Care and Maintenance**

**Routine Maintenance**

- Whenever possible, use a leaf blower to remove organic materials from the surface. Rakes can be used to remove heavier objects; however, a leaf blower is the ideal tool for general upkeep. Use a stiff natural bristle broom to “fluff” high traffic areas.
- A shop-vac may be used for dry spills. Be sure to hold the suction end of the hose up off the surface to avoid removing the infill material along with the debris.
- Check edges for weeds. Remove and/or use pre or post emergent herbicide to control growth.
- If the infill is disturbed after a heavy rain, let the area dry, remove the surface debris and fluff the area with a broom. This will redistribute the surface infill.

**Spot Cleaning or Disinfecting**

- Sticky spills should be rinsed thoroughly to keep dirt from sticking. If necessary, commercial disinfectants may be used; however, be sure to rinse afterward in order to soak the disinfectant through the turf and away from pets and family members.

- Food waste should be removed promptly to avoid attracting pests.
- Paint may be removed with paint thinner or other suitable paint removing products. Be sure to rinse afterward.
- Use ice to remove gum from surface.

**Pet Clean-Up**

- Remove solid waste normally. Remaining waste can be washed off with a hose. In order to avoid disturbing the infill, do not aim the stream directly at the turf.
- To clean away waste and eliminate odors during dry weather, dampen the area that your pets use with water (or a combination of water and enzyme based cleaners like EasyTurf’s Pet Urine Neutralizer).